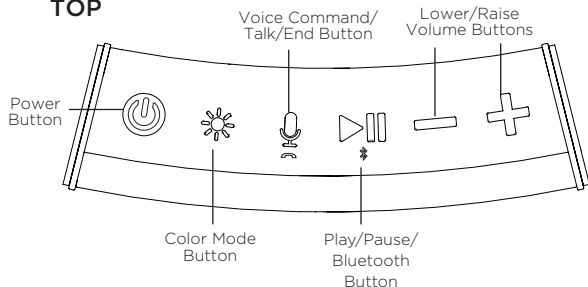


QUICK START GUIDE

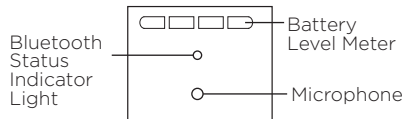
In the Box » iBT588 speaker » USB Charging cable

TOP

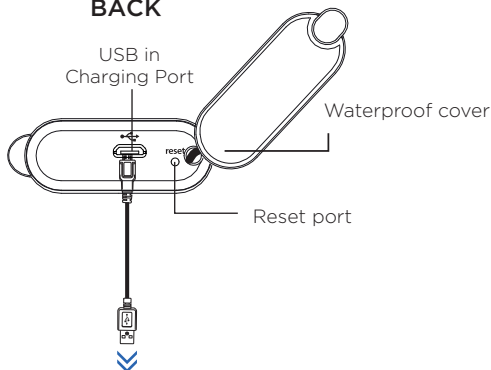


FRONT

(behind grille)



BACK



Charge via USB AC
adapter (not included)
or other powered
USB port

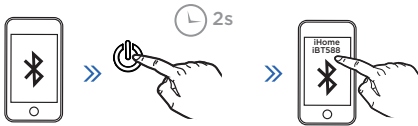
**CHARGE UNIT
BEFORE USE
ABOUT 5 HOURS**

Battery Charge Status	
	dead, needs charge
	low, needs charge
	46 - 59% charged
	60 - 99% charged
	100% charged

BLUETOOTH: PAIRING & PLAYING

- » Make your Bluetooth device “discoverable”
- » *Press and hold* the **Power Button** to turn on speaker. The first time the unit is powered on it will enter auto-pairing mode.
- » Select “iHome iBT588” on your device’s Bluetooth menu to complete pairing.
- » **To manually pair**, power on speaker then *press and hold* **Bluetooth Button** for 2 seconds.
- » Press **Play/Pause Button** to play or pause Bluetooth audio. Press x2 to skip to next track. Press x3 to return to start of current track or go to previous track.
- » To reset Bluetooth, *press and hold* **Bluetooth Button** for 10 seconds until you hear a beep.

Pairing the First Time



Manual Pairing




SPEAKERPHONE MODE

- » The speaker must be on and connected with a paired Bluetooth device to receive calls.
- » Press the **Voice Command/Talk/End Button** to answer incoming call. *Press and hold* to end/decline call.

Answer Call



End/Decline Call



COLOR CHANGING MODE

SLOW FADE » **FAST FADE** » **FAVORITE COLOR** » **PULSE TO MUSIC** »
PRESET PULSING » **OFF**

- » Press the **Color Mode Button** as needed to cycle through the above modes.



VOICE COMMAND MODE



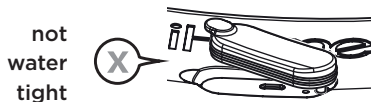

- » Press and hold the **Voice Command/Talk/End Button** for 2 seconds and wait for beep to activate voice control with Siri or Google Assistant.

NOTE: The unit must be powered on and linked to an iOS or Android Bluetooth device to use Voice Command. Voice command requires an active internet connection on connected Bluetooth device with iOS 10 and Android 4.1 and later.

When activated, the speaker microphone acts as an extension of the microphone in your smartphone to make/take calls and lets you ask Siri®/Google Assistant™ to play music and more.

WATERPROOF OPERATION

- » For proper waterproof operation, make sure the waterproof cover on the back of the unit is completely flush with the unit by pressing along the entire edge of the cover until it is completely and securely in place.



IMPORTANT INFORMATION ABOUT WATERPROOF OPERATION

- The unit is IP67 waterproof rated, meaning it is immersible for up to 30 minutes at a depth of 1 meter (3 feet). It will typically withstand rain, snow and being submersed in shallow water. Longer duration or deeper immersion that exceeds the tested limits may cause product failure and void the warranty.
- DO NOT immerse the unit in water for extended periods.
- DO NOT immerse the unit in water deeper than 1 meter (about 3 feet).
- Make sure cover and surrounding surfaces are completely dry before opening cover to prevent moisture from damaging the internal electronics.
- Keep rubber cover free of dirt, sand, or other objects that can interfere with proper sealing. If for any reason the waterproof cover is not making a tight waterproof seal water may enter the unit.
- Rinse with tap water after immersion in salt water or swimming pool.
- DO NOT clean unit with oily soaps or use chemicals or solvents. Clean with damp cloth.

FCC Information

Model: iBT588

FCC Radiation Exposure Statement

FCC ID: EMOiBT588
IC: 986B-iBT588

The device has been evaluated to meet general RF exposure requirement.

The device can be used in portable exposure condition without restriction.

This device complies with Part 15 of the FCC Rules, operation is subject to the following two conditions: (1) This device may not cause harmful interference, and (2) this device must accept any interference received, including interference that may cause undesired operation.

- Warning: Changes or modifications to this unit not expressly approved by the party responsible for compliance could void the user's authority to operate the equipment.
- NOTE: This equipment has been tested and found to comply with the limits for a Class B digital device, pursuant to Part 15 of the FCC Rules.

These limits are designed to provide reasonable protection against harmful interference in a residential installation. This equipment generates, uses and can radiate radio frequency energy and, if not installed and used in accordance with the instructions, may cause harmful interference to radio communications.

However, there is no guarantee that interference will not occur in a particular installation. If this equipment does cause harmful interference to radio or television reception, which can be determined by turning the equipment off and on, the user is encouraged to try to correct the interference by one or more of the following measures:

- Reorient or relocate the receiving antenna.
- Increase the separation between the equipment and receiver.
- Connect the equipment into an outlet on a circuit different from that to which the receiver is connected.
- Consult the dealer or an experienced radio/TV technician for help.

CAN ICES-3 (B)/NMB-3(B)

Canada Statement

This device complies with Industry Canada's licence-exempt RSSs. Operation is subject to the following two conditions:

- (1) This device may not cause interference; and
- (2) This device must accept any interference that may cause undesired operation of the device.

Le présent appareil est conforme aux CNR d'Industrie Canada applicables aux appareils radio exempts de licence. L'exploitation est autorisée aux deux conditions suivantes :

- (1) l'appareil ne doit pas produire de brouillage;
- (2) l'utilisateur de l'appareil doit accepter tout brouillage radioélectrique subi, même si le brouillage est susceptible d'en compromettre le fonctionnement.

The device has been evaluated to meet general RF exposure requirement.

The device can be used in portable exposure condition without restriction.

le dispositif a été évalué à satisfaire l'exigence générale de l'exposition aux rf. l'appareil peut être utilisé dans des conditions d'exposition portatif sans restriction.

Internal Rechargeable Lithium-ion Battery

This device uses an internal non-replaceable rechargeable lithium-ion battery that should last the lifetime of the device. If you suspect your battery may be dead, try charging it for an extended period of time and try resetting the unit. If this fails, contact Customer Service at 1-800-288-2792.

WARNING/DISPOSAL OF UNIT

Do NOT attempt to change the battery. Doing so will void the warranty and could cause injury and damage to your device.

To dispose of the unit, follow the instructions below:

- Never dispose of used batteries/electronics with ordinary solid wastes, since they contain toxic substances.
- Always dispose of used batteries/electronics in accordance with the prevailing community regulations.
- Many electronics retailers now recycle batteries and other electronic components at no charge.

GENERAL BATTERY PRECAUTIONS

- Never use or charge a battery if it appears to be leaking, discolored, deformed, or in any way abnormal.
- Never disassemble the unit or attempt to remove battery as that could cause leakage of alkaline solution or other electrolytic substances.
- Avoid charging a rechargeable battery when the temperature is not within 5°C - 35°C (41° - 95° Fahrenheit).
- Never expose a battery to any liquid.
- Never expose a battery to excessive heat such as direct sunlight or fire. Never use a battery pack in an unventilated vehicle where excessive internal temperatures may be encountered.
- Always keep batteries out of the reach of infants and small children.