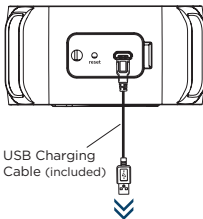
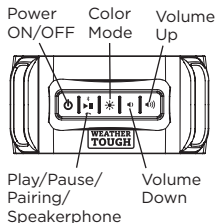




Waterproof Floatable Wireless Speaker  
Model: iBT500

## QUICK START GUIDE

**In the Box** » iBT500 speaker » charging cable  
» carry strap » carabiner



USB Charging  
Cable (included)

Charge via USB AC  
adapter (not included)  
or other powered  
USB port

**CHARGE UNIT  
BEFORE USE  
ABOUT 3 HOURS**

### LED Status Indicator

Quick Flashing red = low battery  
Flashing red = charging  
Solid red = fully charged  
Flashing blue = pairing

## BLUETOOTH: PAIRING & PLAYING

### Pairing the First Time



### Manual Pairing



- » Make your Bluetooth device “discoverable”
- » Press and hold **Power Button** for 2 seconds to turn speaker ON.
- » The first time the unit is powered on it will enter auto-pairing mode.
- » Select “iHome iBT500” on your device’s Bluetooth menu to complete pairing.
- » To manually pair, power ON then *press and hold* **Pairing Button** for 2 seconds.
- » Press the **Play/Pause Button** to play/pause music.

## COLOR CHANGING MODES



**SLOW** » **FAST** » **FREEZE COLOR**  
**PULSE TO MUSIC** » **PRESET PULSE** » **OFF**

- » Press the **Color Mode Button** to cycle through modes

## SPEAKERPHONE

### Answer Call

### End Call

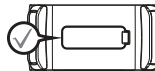


- » The speaker must be on and connected with a paired Bluetooth device to receive calls.
- » When a call is received, playing music is muted to hear the ring tone. Press the **Pairing/ Speakerphone Button** to answer call. For call waiting function, use phone controls on your device.
- » Press the **Pairing/Speakerphone Button** again to end call and resume previous function.

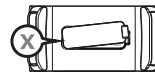
## WATERPROOF OPERATION

- » For waterproof operation, ensure the waterproof cover on side of unit is pressed completely flush with the unit.

water  
tight



not  
water  
tight



# FCC Information

FCC ID: EMOIBT371  
IC: 986B-IBT371

## FCC Radiation Exposure Statement

This equipment complies with FCC RF radiation exposure limits set forth for an uncontrolled environment.

**This device complies with Part 15 of the FCC Rules, operation is subject to the following two conditions: (1) This device may not cause harmful interference, and (2) this device must accept any interference received, including interference that may cause undesired operation.**

- Warning: Changes or modifications to this unit not expressly approved by the party responsible for compliance could void the user's authority to operate the equipment.
- NOTE: This equipment has been tested and found to comply with the limits for a Class B digital device, pursuant to Part 15 of the FCC Rules.

These limits are designed to provide reasonable protection against harmful interference in a residential installation. This equipment generates, uses and can radiate radio frequency energy and, if not installed and used in accordance with the instructions, may cause harmful interference to radio communications.

However, there is no guarantee that interference will not occur in a particular installation. If this equipment does cause harmful interference to radio or television reception, which can be determined by turning the equipment off and on, the user is encouraged to try to correct the interference by one or more of the following measures:

- Reorient or relocate the receiving antenna.
- Increase the separation between the equipment and receiver.
- Connect the equipment into an outlet on a circuit different from that to which the receiver is connected.
- Consult the dealer or an experienced radio/TV technician for help.

CAN ICES-3 (B)/NMB-3(B)

## IC

This device complies with Industry Canada license-exempt RSS standard(s). Operation is subject to the following two conditions: (1) this device may not cause interference, and (2) this device must accept any interference, including interference that may cause undesired operation of the device.

This equipment complies with IC radiation exposure limits set forth for an uncontrolled environment. This equipment should be installed and operated with minimum distance 20cm between the radiator and your body.

Cet appareil radio est conforme au CNR-247 d'Industrie Canada. L'utilisation de ce dispositif est autorisée seulement aux deux conditions suivantes : (1) il ne doit pas produire de brouillage, et (2) l'utilisateur du dispositif doit être prêt à accepter tout brouillage radioélectrique reçu, même si ce brouillage est susceptible de compromettre le fonctionnement du dispositif.

Cet équipement est conforme aux limites d'exposition aux rayonnements IC établies pour un environnement non contrôlé. Cet équipement doit être installé et utilisé avec un minimum de 20 cm de distance entre la source de rayonnement et votre corps.

# Internal Rechargeable Lithium-ion Battery

This device uses an internal non-replaceable rechargeable lithium-ion battery that should last the lifetime of the device. If you suspect your battery may be dead, try charging it for an extended period of time and try resetting the unit. If this fails, contact Customer Service at 1-800-288-2792.

## WARNING/DISPOSAL OF UNIT

Do NOT attempt to change the battery. Doing so will void the warranty and could cause injury and damage to your device.

To dispose of the unit, follow the instructions below:

- Never dispose of used batteries/electronics with ordinary solid wastes, since they contain toxic substances.
- Always dispose of used batteries/electronics in accordance with the prevailing community regulations.
- Many electronics retailers now recycle batteries and other electronic components at no charge

## GENERAL BATTERY PRECAUTIONS

- Never use or charge a battery if it appears to be leaking, discolored, deformed, or in any way abnormal.
- Never disassemble the unit or attempt to remove battery as that could cause leakage of alkaline solution or other electrolytic substances.
- Avoid charging a rechargeable battery when the temperature is not within 5°C - 35°C (41° - 95° Fahrenheit).
- Never expose a battery to any liquid.
- Never expose a battery to excessive heat such as direct sunlight or fire. Never use a battery pack in an unventilated vehicle where excessive internal temperatures may be encountered.
- Always keep batteries out of the reach of infants and small children.

# IMPORTANT INFORMATION ABOUT WATERPROOF OPERATION

- The unit is IP67 waterproof rated, meaning it is immersible for up to 30 minutes at a depth of 1 meter (3 feet). It will typically withstand rain, snow and being submersed in shallow water. Longer duration or deeper immersion that exceeds the tested limits may cause product failure and void the warranty.
- DO NOT immerse the unit in water for extended periods.
- DO NOT immerse the unit in water deeper than 1 meter (about 3 feet).
- Make sure cover and surrounding surfaces are completely dry before opening cover to prevent moisture from damaging the internal electronics.
- Keep rubber cover free of dirt, sand, or other objects that can interfere with proper sealing. If for any reason the waterproof cover is not making a tight waterproof seal water may enter the unit.
- Rinse with tap water after immersion in salt water or swimming pool.
- DO NOT clean unit with oily soaps or use chemicals or solvents. Clean with damp cloth.

Bluetooth is a registered trademarks of Bluetooth SIG Inc. Bluetooth technology is incorporated under license from Bluetooth SIG Inc.

