

Limited 1 Year Warranty Information

iHome Products, a division of SDI Technologies Inc. (hereafter referred to as SDI Technologies), warrants this product to be free from defects in workmanship and materials, under normal use and conditions, for a period of 1 year from the date of original purchase.

Should this product fail to function in a satisfactory manner, it is best to first return it to the store where it was originally purchased. Should this fail to resolve the matter and service still be required by reason of any defect or malfunction during the warranty period, SDI Technologies will repair or, at its discretion, replace this product without charge (except for a \$10.00 charge for handling, packing, return UPS/postage, and insurance). This decision is subject to verification of the defect or malfunction upon delivery of this product to the Factory Service Center listed below. The product must include proof of purchase, including date of purchase. The fee for service without proof of purchase is \$15.00.

Before returning this product for service, please first replace the batteries (if applicable) with fresh ones, as exhausted or defective batteries are the most common cause of problems encountered.

If service is still required:

1. Remove the batteries (if applicable) and pack the unit in a well padded, heavy corrugated box.
2. Enclose a photocopy of your sales receipt, credit card statement, or other proof of the date of purchase, if within the warranty period.
3. Enclose a check or money order payable to the order of SDI Technologies, for the sum of \$10.00 (\$15.00 without proof of purchase).
4. Send the unit prepaid and insured, to the Factory Service Center listed below.

Consumer Repair Department

SDI Technologies Inc. 1330 Goodyear Drive
El Paso, TX 79936-6420

Disclaimer of Warranty

NOTE: This warranty is valid only if the product is used for the purpose for which it was designed. It does not cover (i) products which have been damaged by negligence or willful actions, misuse or accident, or which have been modified or repaired by unauthorized persons; (ii) cracked or broken cabinets, or units damaged by excessive heat; (iii) damage to digital media players, CD's or tape cassettes (if applicable); (iv) the cost of shipping this product to the Factory Service Center and its return to the owner.

This warranty is valid only in the United States of America and does not extend to owners of the product other than to the original purchaser. In no event will SDI Technologies or any of its affiliates, contractors, resellers, their officers, directors, shareholders, members or agents be liable to you or any third party for any consequential or incidental damages, any lost profits, actual, exemplary or punitive damages. (Some states do not allow limitations on implied warranties or exclusion of consequential damages, so these restrictions may not apply to you.) This warranty gives you specific legal rights, and you may also have other rights which vary from state to state.

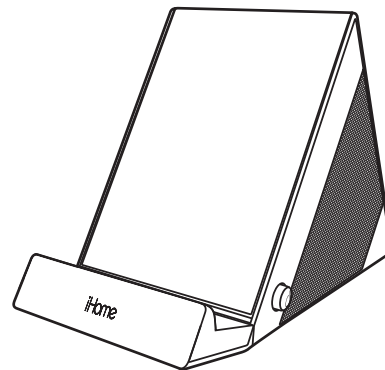
Your acknowledgement and agreement to fully and completely abide by the above mentioned disclaimer of warranty is contractually binding to you upon your transfer of currency (money order, cashier's check, or credit card) for purchase of your SDI Technologies product.

© 2011 SDI Technologies, Inc. All rights reserved
**Questions? Visit www.ihomeaudio.com
or call 1-800-288-2792 Toll Free.**

iHome®

Model iDM1

**Portable stereo speaker
system for your iPad**

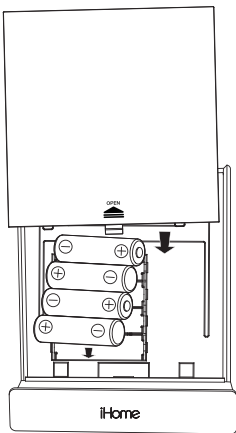


QUESTIONS? Visit www.ihomeaudio.com

IMPORTANT Read before proceeding

If you have any questions regarding the operation or use of this product, please visit www.ihomeaudio.com to view answers to frequently asked questions.

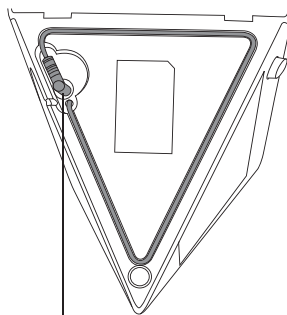
To learn more about this and other iHome products, please visit us online at www.ihomeaudio.com



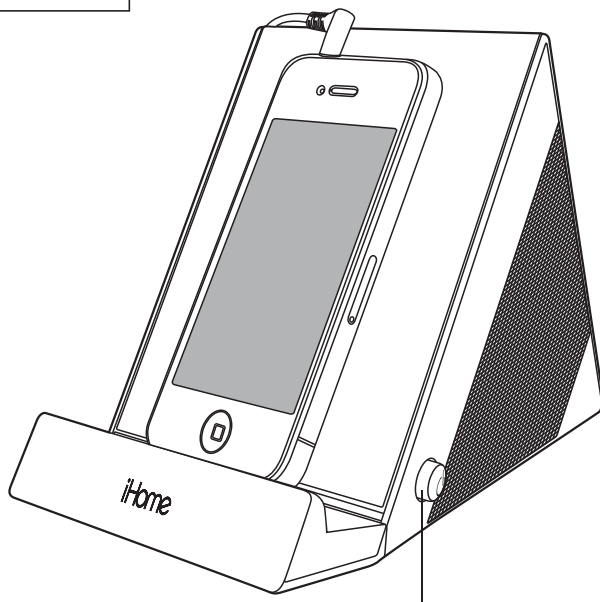
Battery Installation

**NOTE: THIS UNIT
DOES NOT CHARGE
ANY DEVICE**

Bottom Panel



Audio patch cord



**NOTE: ADJUST iPad/iPhone/iPod
VOLUME TO AVOID DISTORTION**

Power On/Off Button

Using the iDM1

Thank you for purchasing the iDM1. Designed to work with your iPad, iPhone, iPod (with or without cases), or other audio device, this system provides high quality audio for enhanced sound. Please read the instructions carefully before operating the unit and keep for future reference.

Installing/Replacing Batteries

1. Push in and slide up to open the battery compartment door located on the front of the unit.
2. Insert 4 "AA" (LR6) batteries (not included), checking that the + and - ends of the batteries match the drawing inside the battery compartment. We recommend the use of alkaline batteries for longer life.
3. Replace and close the battery compartment cover.

For Best Performance

- Do not mix old and new batteries.
- Do not mix alkaline, standard (carbon-zinc) or rechargeable batteries.
- Make sure you dispose of batteries properly (see your local regulations).

Listening to an iPad/iPhone/iPod/MP3 player or other audio device

1. Plug the attached audio patchcord located on the bottom of the unit into the headphone or Line-out Jack on your iPad, iPhone, iPod or other audio device.
2. Turn on your iPad, iPhone, iPod/MP3 player or other audio device, activate music play and set desired volume.
3. Press the **Power Button** located on the right side of the unit. The icon on the button will light up, indicating the unit is on. Adjust volume on music player as needed.
4. Remember to turn unit and audio device OFF when not in use to save batteries.

NOTE: Connected iPhones can create audio interference noise when a call is received or when periodically communicating with cell phone towers. Turn on Airplane mode to disable phone while playing music.

Maintenance

- Place the unit away from sources of direct sunlight or excessive heat.
- Protect your furniture when placing your unit on a natural wood and lacquered finish.
- Clean your unit with a soft cloth moistened only with mild soap and water. Stronger cleaning agents, such as Benzene, thinner or similar materials can mar the surface.

For models that require more than one battery

- Do not mix with used or other battery types/brands
- Replace all batteries at the same time
- Do not open batteries
- Do not dispose of in fire
- Do not heat above 75°C (167°F)
- Do not expose contents to water
- Do not charge or recharge
- Do not install backwards